

INSTITUTIONS AUTHORIZED BY STATE TO GRANT DEGREES IN OREGON (Total = 116)

Independent Institutions (91)

Regionally-Accredited, Oregon-based, Non-profit

1	Concordia University	Portland, OR
2	Corban College	Salem, OR
3	George Fox University	Newberg, OR
4	Lewis & Clark College	Portland, OR
5	Linfield College	McMinnville, OR
6	Marylhurst University	Marylhurst, OR
7	Mount Angel Seminary	St. Benedict, OR
8	Multnomah Bible College	Portland, OR
9	Nat'l C. of Naturopathic Med.	Portland, OR
10	Northwest Christian College	Eugene, OR
11	Oregon College of Art & Craft	Portland, OR
12	Pac. NW. College of Art	Portland, OR
13	Pacific University	Forest Grove, OR
14	Reed College	Portland, OR
15	University of Portland	Portland, OR
16	Warner Pacific College	Portland, OR
17	Western Seminary	Portland, OR
18	W. States Chiropractic C.	Portland, OR
19	Willamette University	Salem, OR

Approved Theol. Schs. Opting for Minimal State Oversight

1	Christian Life Sch. of Theology	Columbus, GA
2	Dispensational Theol. Sem.	Forest Grove, OR
3	International School of Ministry	Bellevue, WA
4	Leadership Training Institute	Canby, OR
5	New West Seminary	Oregon City, OR
6	Northwest College of the Bible	Portland, OR
7	Oregon College of Ministry	Gresham, OR
8	Oregon Theological Seminary	Silverton, OR
9	Portland Bible College	Portland, OR
10	Trinity College of the Bible	Newburgh, IN

Degrees Awarded at Oregon Campus

1	Apollo College	**	Portland, OR
2	Art Institute of Ptd.	* \$	Portland, OR
3	Birthingway College of Midwifery		Portland, OR
4	Cascade College (Ok. Christ. U.)	* (R)	Portland, OR
5	City University of Seattle	* (R)	Bellevue, WA
6	Claremont Sch. of Theol. (NHTS)	* (R)	Claremont, CA
7	College of Emergency Services		Beaverton, OR
8	Devry University	* (R) \$	Oakbrook Terr., IL
9	Embry-Riddle Aeronautical Univ.		Portland, OR
10	Emporia St. Univ.	* (R)	Portland, OR
11	Eugene Bible College	*	Eugene, OR
12	Gutenberg College		Eugene, OR
13	High Desert Christian College		Bend, OR
14	Heald College (Cal.)	* (R)	Portland, OR
15	ITT Technical Institute	* \$	Portland, OR
16	Loyola Coll.-Montessori Instit.NW	* (R)	Oregon City, OR
17	Methodist Theological School (NHTS)	* (R)	Delaware, OH
18	Northwest House of Theol. Studies	* (R)	Salem, OR
19	Oregon Coll. of Oriental Med.		Portland, OR
20	Pacific Bible Coll. (was Dove Bible Inst.)		Medford, OR
21	Pacific Evangelical School of Ministry	* \$	
22	Pioneer Pacific College	\$	Wilsonville, OR
23	Process Work Center of Ptd.		Portland, OR
24	Salem Bible College		Salem, OR
25	U. of the Pac.-Intercul. Comm. Inst.		Portland, OR
26	University of Phoenix	* (R) \$	Tigard, OR
27	Walla Walla C. Sch. of Nurs.	* (R)	Portland, OR
28	Western Business College	* \$	Portland, OR
29	Western Culinary Institute	* \$	Portland, OR

Degrees Awarded at Non-Oregon Home Campus

1	Alliant International University		Alameda, CA
2	Babson College	*** (R)	Babson Park, MA
3	Eastern Wash. Univ.	*** (R)	Cheney, WA
4	Excelsior College	** (R)	Albany, NY
5	Fielding Institute	** (R)	Santa Barbara, CA
6	Frontier School of Midwifery		Hyden, KY
7	George Mason University	(R)	Fairfax, VA
8	Gonzaga School of Nursing	(R)	Spokane, WA
9	Graceland College (Iowa)	** (R)	Independence, MO
10	Grand Canyon University	(R)	Phoenix, AZ
11	JEC College Connection	** \$	Englewood, CO
12	Kazakh-American Free University	***	Sandy, OR
13	National Technological U.	*** (R)	Fort Collins, CO
14	North Park University	(R)	Chicago, IL
15	Pacific Oaks College Northwest	(R)	Los Angeles, CA
16	Pacifica Graduate Institute	** (R) \$	Carpinteria, CA
17	Regis University	(R)	Denver, CO
18	Rio Salado College	(R)	Tempe, AZ
19	Sacred Heart University Dept. of Nursing	(R)	Fairfield, CT
20	Saybrook Grad. Institute	** (R)	San Francisco, CA
21	Stanford University	*** (R)	Stanford, CA
22	Syracuse University	(R)	Syracuse, NY
23	Union Institute	** (R)	Cincinnati, OH
24	University of Cincinnati	(R)	Cincinnati, OH
25	University of South Alabama	(R)	Mobile, AL
26	Upper Iowa University	(R)	West Des Moines, IA
27	Utah Valley State College	(R)	Orem, UT
28	Vanguard University	(R)	Costa Mesa, CA
29	Vermont College of Union Institute	(R)	Cincinnati, OH
30	Vincennes University	(R)	Vincennes, IN
31	Walden Univ.	** (R)	Minneapolis, MN
32	Washington State Univ. Coll. of Nursing	(R)	Spokane, WA
33	Western Governors' Univ.	** â	Salt Lake, UT





State Institutions (8)



1	Eastern Oregon University	La Grande, OR
2	Oregon Health Sciences Univ.	Portland, OR
3	Oregon Institute of Technology	Klamath Falls, OR
4	Oregon State University	Corvallis, OR
5	Portland State University	Portland, OR
6	Southern Oregon University	Ashland, OR
7	University of Oregon	Eugene, OR
8	Western Oregon University	Monmouth, OR

Community Colleges (17)

1	Blue Mountain Comm. College	Pendleton, OR
2	Central Oregon Comm. College	Bend, OR
3	Chemeketa Community College	Salem, OR
4	Clackamas Community College	Oregon City, OR
5	Clatsop Community College	Astoria, OR
6	Columbia Gorge Comm. Coll.	The Dalles, OR
7	Klamath Comm. Coll. Svc. Dist.	Klamath Falls, OR
8	Lane Community College	Eugene, OR
9	Linn-Benton Comm. College	Albany, OR
10	Mt. Hood Community College	Gresham, OR
11	Oregon Coast Comm. College	Newport, OR
12	Portland Community College	Portland, OR
13	Rogue Community College	Grants Pass, OR
14	S.W. Oregon Comm. College	Coos Bay, OR
15	Tillamook Bay Comm. College	Bay City, OR
16	Treasure Valley Comm. Coll.	Ontario, OR
17	Umpqua Community College	Roseburg, OR

Source: Office of Degree Authorization, March 2005

	= Oregon-based, regionally-accredited, public or independent non-profit.
	= Out-of-state school--general public admission, local faculty
	= Out-of-state--general public admission, external deg., internship/mentoring in Oregon
	= Out-of-state---closed admission, via contract with local company or organization

	= Regionally-accredited outside of Oregon.
	= Proprietary

FOUNDING DATES OF OREGON'S HIGHER EDUCATION INSTITUTIONS

Ind.	State
Territorial Years, Pre-Statehood (1859)	
1842	<u>Willamette Univ.</u>
1843	
1844	
1845	
1846	
1847	
1848	
1849	Pacific Univ.
1850	
1851	
1852	
1853	
1854	
1855	
1856	<u>West. Or. U.</u>
1857	
1858	Linfield C.
1859	

Ind.	State
The Nation-Building Years (1860-1909)	
1861	
1862	
1863	<i>Heald C.</i>
1864	
1865	
1866	
1867	Lewis & Clark C.
1868	<u>Or. State Univ.</u>
1869	
1870	
1871	
1872	
1873	
1874	
1875	
1876	<u>Univ. of Or.</u>
1877	
1878	
1879	
1880	
1881	
1882	
1883	
1884	
1885	
1886	
1887	
1888	
1889	<u>Mt. Angel Sem.</u>
1890	
1891	<u>George Fox U.</u>
1892	
1893	<u>Marylhurst U.</u>
1894	
1895	<u>Northwest Christian C.</u>
1896	
1897	
1898	
1899	
1900	
1901	<u>Univ. of Port.</u>
1902	
1903	
1904	<u>West. States Chiro. C.</u>
1905	<u>Concordia U.</u>
1906	
1907	
1908	<u>Pacific Northwest C. of Art</u>
1909	<u>Reed College</u>

Ind.	State	Comm.
The War Years (1910-1950)		
1911		
1912		
1913		
1914		
1915		
1916		
1917		
1918		
1919		
1920		
1921		
1922		
1923		
1924		
1925	<u>Eugene Bible</u>	
1926		<u>South. Or. U.</u>
1927	<u>West. Sem.</u>	
1928		
1929		<u>East. Or. U.</u>
1930		
1931		
1932		
1933		
1934		
1935	<u>West. Baptist C.</u>	
1936	<u>Multnomah Bible C.</u>	
1937	<u>Warner Pacific C.</u>	
1938		
1939		
1940		
1941		
1942		
1943		
1944		
1945		
1946		<u>Port. St. Univ.</u>
1947		<u>Or. Insti. of Tech.</u>
1948		<u>Or. Polytech. Insti.</u>
1949		<u>Central Or.</u>

Note: Institutions in italics maintain specialized accreditation, other than Regional.

Ind.	State	Comm.
The Boom Years (1950-1979)		
1951		
1952		
1953		
1954		
1955	<u>West. Business C.</u>	
1956	<u>Nat'l C. of Naturopathic Med.</u>	
1957		
1958		<u>Clatsop</u>
1959		<u>Portland</u>
1960		<u>Southwestern Or.</u>
1961		<u>Treasure Valley</u>
1962		<u>Blue Mountain</u>
1963	<u>Art Insti. Intrntl.</u>	<u>Chemeketa</u>
1964		<u>Lane</u>
1965		<u>Umqua</u>
1966		<u>Mt. Hood</u>
1967		<u>Clackamas</u>
1968		<u>Linn-Benton</u>
1969		
1970		<u>Rogue</u>
1971	<u>ITT Tech. Insti.</u>	
1972		
1973		
1974		<u>Or. H'lth & Sci. U.</u>
1976		
1976		
1977		
1978		

Ind.	State	Comm.
Most Recent (1980-Present)		
1981	<u>Pioneer Pacific C.</u>	<u>Tillamook Bay</u>
1982		
1983	<u>Or. C. of Oriental Med.</u>	
1984		
1985		
1986		
1987		<u>Oregon Coast</u>
1988		
1989	<u>OR C. Arts & Crafts</u>	<u>Columbia Gorge</u>
1990		
1991		
1992		
1993	<u>Cascade C.</u>	
1994		
1995		
1996		<u>Klamath</u>
1997	<u>Univ. Phoenixi</u>	
1998		
1999		
2000		
2001		
2002		
2003		

DEFINITION OF INDEPENDENT INSTT'S.

The OICA defines independent colleges and universities as non-gov't.-owned degree-level institutions located and incorporated in Oregon. We routinely track all such instis. with enrollments of 100 or more.

Bold entries are OICA institutions.

Source: H. Ed. Publications, 2004 Directory.

OREGON INDEPENDENT COLLEGES ASSOCIATION
OVERVIEW OF DEGREE LEVELS

		DEGREES CONFERRED IN 2006-2007						ENROLLMENT FALL 2007			
	INSTITUTION	LOCATION	CERT.	ASSOC.	BACH.	MSTR'S	DR.	FIRST PROF.	FULL TIME	PART TIME	TOTAL
1	Concordia University	Portland	X		X	X			1,303	281	1,584
2	Corban College	Salem		X	X	X			790	140	930
3	George Fox University	Newberg	X		X	X	X	X	2,032	1,309	3,341
4	Lewis & Clark College	Portland			X	X	X	X	2,867	657	3,524
5	Linfield College	McMinnville	X		X				1,981	491	2,472
6	Marylhurst University	Marylhurst	X		X	X		X	323	1,048	1,371
7	Mount Angel Seminary	St. Benedict			X	X		X	169	12	181
8	Multnomah University	Portland	X		X	X		X	687	133	820
9	National C. of Natural Med.	Portland				X		X	450	13	463
10	Northwest Christian University	Eugene		X	X	X			312	173	485
11	Or. College of Art & Craft	Portland	X		X				123	13	136
12	Or. College of Oriental Med.	Portland				X	X		206	33	239
13	Pacific NW College of Art	Portland			X				390	42	432
14	Pacific University	Forest Grove			X	X	X	X	2,682	269	2,951
15	Reed College	Portland			X	X			1,413	48	1,461
16	University of Portland	Portland			X	X			3,096	511	3,607
17	Warner Pacific College	Portland		X	X				783	14	797
18	Western Seminary	Portland	X			X	X	X	99	626	725
19	Western States Chiro. C.	Portland	X		X			X	452	1	453
20	Willamette University	Salem	X		X	X		X	2,397	212	2,609

22,555 6,026 28,581

Source: IPEDS

fb/instis/degrees/reports/overview

TRUSTEES SERVING OICA INSTITUTIONS

	Trustee Or Regents	No. From OR	Special Categories *	Members Come From		
1	University of Portland	50	40	16	Oregon	452 63.6%
2	George Fox University	45	53	20	Washington	86 12.1%
3	Willamette University	38	48	27	California	63 8.9%
4	Pacific University	36	31	16	Idaho	17 2.4%
5	Linfield College	35	32	18	New York	12 1.7%
6	Pacific Northwest College of Art	34	32		Indiana	10 1.4%
7	Marylhurst University	31	33	4	Arizona	6 0.8%
8	Reed College	31	16	21	Nevada	5 0.7%
9	Lewis & Clark College	30	40	39	Illinois	4 0.6%
10	Northwest Christian University	27	18		Connecticut	4 0.6%
11	OIC Foundation	25	24		Alaska	4 0.6%
12	Corban College	22	10	2	Missouri	3 0.4%
13	Oregon College of Art & Craft	21	18		New Jersey	3 0.4%
14	Warner Pacific College	20	11		Pennsylvania	3 0.4%
15	Concordia University	17	20	28	Texas	3 0.4%
16	Multnomah University	16	17	11	Virginia	3 0.4%
17	Western St. Chiropractic College	14	4		Minnesota	3 0.4%
18	National College of Natural Med.	13	7		Masachusetts	3 0.4%
19	Western Seminary	11	4		Utah	2 0.3%
20	Oregon College of Oriental Med.	10	11	2	Oklahoma	2 0.3%
		526	469	204	Colorado	2 0.3%
	Total			730	Maryland	2 0.3%
					Hawaii	2 0.3%
					Florida	2 0.3%
					Unknown	2 0.3%
					District of Columbia	2 0.3%
					Michigan	1 0.1%
					British Columbia	1 0.1%
					Louisiana	1 0.1%
					Arkansas	1 0.1%
					United Arab Emirates	1 0.1%
					Georgia	1 0.1%
					Italy	1 0.1%
					Mississippi	1 0.1%
					France	1 0.1%
					Montana	1 0.1%
					Alberta	1 0.1%
					Total	711 100.0%

*** Other special categories are:**

- Advisory
- Emeritus
- Foundation
- Honorary
- Life
- Senior

GENERAL PROFILE -- OREGON'S PRINCIPAL INDEPENDENT HIGHER EDUCATION INSTITUTIONS

	Location	Founded	2008 Board Size	Degree Level	Accreditation	Religious Affiliation (Tradition)	Fall 2007	Percent		Fall 2008	Fall 2007 Employees		
							Hdnt. Enroll. (see 3-1-1)	Fall 2007 Undergrad. (see 3-1-4)	Fall 2008 Oregonian (see 3-2-1)	# Foreign (see 3-2-1)	F.T.	P.T.	
OICA			533				29,019	67%	57%	903	3,969	2,339	
1	Concordia University	Portland	1905	18	A/Bac/Mas	Regional	Lutheran	1,584	66%	73%	22	132	192
2	Corban College	Salem	1935	22	Assoc/Bac/Mas	Regional/AABC	Regular Baptist	959	93%	66%	5	124	74
3	George Fox U.(incl. Sem.)	Newberg	1891	33	B/M/D/Prof	Regional	Protestant (Friends)	3,372	57%	72%	84	361	251
4	Lewis & Clark College	Portland	1867	33	B/M/D/Prof	Regional	Indep. (Presby.)	3,562	55%	52%	154	497	209
5	Linfield College	McMinnville	1858	37	Bac	Regional	Indep. (Am. Bapt.)	2,519	99%	64%	91	294	146
6	Marylhurst University	Portland	1893	33	Bac/Mas/Doc	Regional	Indep. (Catholic)	1,433	57%	71%	61	79	218
7	Mount Angel Seminary	Mt. Angel	1889	14	Bac/Mas/Prof	Regional/ATS	Catholic	181	47%	43%	7	20	8
8	Multnomah University	Portland	1936	16	Bac/Mas/Prof	Regional/AABC	Protestant	820	69%	54%	26	138	37
9	Nat'l. C., Natural Medicine	Portland	1956	11	Mas/ProfI	CNE/(ODA)	Independent	463	0%	65%	0	90	138
10	Northwest Christian Univ.	Eugene	1895	30	Assoc/Bac/Mas	Regional	Disciples of Christ	485	82%	89%	1	85	27
11	Oregon C. of Arts & Crafts	Portland	1989	30	Bac	ART	Independent	139	87%	85%	0	21	61
12	Oregon C. of Oriental Med.	Portland	1983	24	Masters	ACUP/Regional	Independent	239	0%	94%	0	34	83
13	Pacific N.W. C. of Art	Portland	1909	28	Bac	Regional/NASAD	Independent	432	97%	55%	8	54	110
14	Pacific University	Forest Grove	1849	38	B/M/D/Prof	Regional	Indep. (Congre'l.)	2,977	48%	50%	118	422	210
15	Reed College	Portland	1909	31	Bac/Mas	Regional	Independent	1,492	98%	13%	123	347	73
16	University of Portland	Portland	1901	54	Bac/Mas	Regional	Indep. (Catholic)	3,667	82%	45%	159	469	168
17	Warner Pacific College	Portland	1937	25	Assoc/Bac/Mas	Regional	Church of God	797	92%	72%	7	105	11
18	Western Seminary	Portland	1927	12	M/D/Prof	Regional/ATS	Conserv. Baptist	725	0%	58%	0	56	67
19	Western States Chiro. C.	Portland	1904	13	Bac/rofl	Regional/CCE	Independent	453	4%	52%	0	86	48
20	Willamette University	Salem	1842	31	B/M/Prof	Regional	Indep. (Methodist)	2,720	69%	51%	37	555	208
OTHER NON-PROFITS								567	77%				
1	Birthingway College	Portland	1993		Bac	MEAC	Independent	78	100%				
2	Eugene Bible College	Eugene	1925		Bac	AABC (ODA)	Protestant	179	100%				
3	Gutenberg College	Eugene	1994		Bac	TRACS	Independent	56	100%				
4	Heald College	Portland	1863		Assoc	Regional	Independent	214	100%				
5	Salem Bible College	Gervais			Assoc.	None	Undenominational	40	100%				
FOR-PROFIT								6,882	96%				
1	The Art Institute of Portland	Portland	1963		Assoc/Bac	Regional	Proprietary	1,728	100%				
2	DeVry University	Portlad	1931		Bac/Mas	Regional	Proprietary	108	61%				
3	Everest College	Portland	1955		Assoc	ACICS/MAC	Proprietary	695	100%				
4	ITT Tech. Institute	Portland	1971		Assoc/Bac	CCA-ACTTS (ODA)	Proprietary	686	100%				
5	Pioneer Pacific College	Wilsonville	1981		Assoc	ACICS	Proprietary	1,064	100%				
6	University of Phoenix	Tigard	1976		Bac/Mas	Regional	Proprietary	1,553	83%				
7	Western Culinary	Portland	1983		Assoc.	ACCST/ACFEI	Proprietary	880	100%				
GRAND TOTAL								36,468			903	3969	2339

Source: Miscellaneous IPEDS, ODA, and OICA surveys

fb/institis/profile/general

OICA INSTITUTIONAL OFF-CAMPUS SITES

INSTITUTION	SITE	PROGRAM	BEGAN IN:	Est. Yrly. HCnt. Enroll.
Concordia U.	OR, Savie Island, Freightliner Corp.	Bus. Mngnt. & Communications	1996	16 (F,'97)
Concordia U.	OR, Tualatin, Tuality Hosp.	Health Care Admin.	1996	11 (F,'97)
Concordia U.	OR, Beaverton to the Coast, NWEESD	M.Ed. currently in Beaverton. Developing electronic delivery to the coast -- Astoria, Tillamook, and Lincoln City.	1998	9 (S,'98)
Concordia U.	OR, Portland, Portland Lutheran Sch.	7 year Bacc. program. Course offered to honors students via compressed video.	1997	12 (S,'98)
Corban C. Corban C.	No off-site academic programs.			
George Fox U.	OR, Eugene	BA Management of Human Resources (degree completion)	1991	10
George Fox U.	OR, Maywood Park	MAT Master of Arts in Teaching	2003	15
George Fox U.	OR, Portland	BA Management and Organizational Leadership (Degree Completions)	1995	56
George Fox U.	OR, Portland	BS Management and Business Information Systems (Degree Completion)	1998	29
George Fox U.	OR, Portland	BA Social and Behavioral Studies (degree completion)	2002	38
George Fox U.	OR, Portland	MBA Master of Business Administration	1992	201
George Fox U.	OR, Portland	EMBA Executive MBA		
George Fox U.	OR, Portland	DMGT Doctor of Management		
George Fox U.	OR, Portland	MAT Master of Arts in Teaching	1998	117
George Fox U.	OR, Portland	MA Counseling	1996	132
George Fox U.	OR, Portland	MA, Cert. Marriage and Family Therapy	1996	115
George Fox U.	OR, Portland	MA, Cert. School Counseling	2003	29
George Fox U.	OR, Portland	MA, Cert. School Psychology	2003	13
George Fox U.	OR, Portland	MA Christian Ministries	1996	28
George Fox U.	OR, Portland	MATS Theological Studies	1996	42
George Fox U.	OR, Portland	MDiv Master of Divinity	1996	74
George Fox U.	OR, Portland	DMin Doctor of Ministry	1996	57
George Fox U.	OR, Portland	Cert. Spiritual Formation and Discipleship	1996	28
George Fox U.	OR, Portland	BA Management and Organizational Leadership (degree completion)	2003	6
George Fox U.	OR, Redmond	MAT Master of Arts in Teaching	2003	12
George Fox U.	OR, Salem	BA Management and Organizational Leadership (degree completion)	1995	8
George Fox U.	OR, Salem	BA Social and Behavioral Studies (degree completion)	2003	10
George Fox U.	OR, Salem	MA Counseling	1996	
George Fox U.	OR, Salem	MA Marriage and Family Therapy		
George Fox U.	ID, Boise	MA Management and Organizational Leadership (degree completion)	1995	46
George Fox U.	ID, Boise	MAT Master of Arts in Teaching		
George Fox U.	ID, Boise	MBA Master of Business Administration		
George Fox U.	ID, Boise	BA Management and Business Information Systems (degree completion)	2001	40
George Fox U.	ID, Boise	MA Organizational Leadership	1999	39

OICA INSTITUTIONAL OFF-CAMPUS SITES

INSTITUTION	SITE	PROGRAM	BEGAN IN:	Est. Yrly. HCnt. Enroll.		
Lewis & Clark C.	OR, Bend, Central Or. C. C.	MAT In-service prog. leading to Spec. Ed. Endorsement and/or Masters	1996	15		
Lewis & Clark C.	OR, Bend, Central Or. C. C.	Post-Masters In-service post-Master's cert. prog. leading to basic and standard sch. administrator license.	1995	20		
Lewis & Clark C.	OR, Portland Public Schools	In-service prog. leading to bilingual ESOL Endorsement	2006	16		
Lewis & Clark C.	OR, Portland Public Schools	In-service prog. leading to Language & Literacy Encorsement	2006	28		
Lewis & Clark C.	OR, LaGrande, EOU	Post-Masters In-service post-Master's cert. prog. leading to basic and standard sch. administrator license.	1995	15		
Lewis & Clark C.	OR, East Multnomah County	In-service prog. leading to bilingual ESOL Endorsement	2004	41		
Lewis & Clark C.	OR, Hood River	In-service prog. leading to Continuting Administrator License	2005	10		
Lewis & Clark C.	OR, Reynolds School District	In-service prog. leading to Language & Literacy Encorsement	5	23		
Lewis & Clark C.	OR, Hillsboro / Forest Grove	In-service prog. leading to bilingual ESOL Endorsement	2004	45		
Linfield C.	OR/Region (Online)	BA/BS Accounting	2003	40		
Linfield C.	OR/Region (Online)	BA/BS Management	2002	25		
Linfield C.	OR/Region (Online)	BSN For practicing RN's only	2003	13		
Linfield C.	Linfield's Off-site locations offer this range of programs	BA/BS Accounting	1993			
Linfield C.		BA/BS Arts & Humanities	1992			
Linfield C.		BA/BS Business Informaiton Systems	1985			
Linfield C.		BA/BS International Business	1992			
Linfield C.		BA/BS Management	1985			
Linfield C.		BA/BS Social & Behavioral Sciences	1992			
Linfield C.		Certificate Accounting	1985			
Linfield C.		Certificate Computer Information Systems	1985			
Linfield C.		Certificate Human Resource Management	1985			
Linfield C.		Off-site locations are in:	Certificate Marketing		1985	
Linfield C.		OR Albany (at Linn-Benton C.C.)	See program list above			133
Linfield C.		OR , Astoria (at Clatsop C.C.)	See program list above			17
Linfield C.		OR , Bend (at Central Or. C.C.)	See program list above			80
Linfield C.	OR, Coos Bay (at S'west C.C.)	See program list above		32		
Linfield C.	OR, Eugene (at Lane C.C.-downtown)	See program list above		130		
Linfield C.	OR, Portland (Good Sam. hospital site)	See program list above		280		
Linfield C.	Or, Salem (at Chemeketa C.C.)	See program list above		101		
Marylhurst	Web Based Programs	MBA Business, Business Administration, Orgeon Community, Real Estate	2002	48		
Mt. Angel	No off-site academic programs.					
Mult. Bible	No off-site academic programs.					
Nt'l C. N. Med.	No off-site academic programs.					
NW Christ. C.	OR, Roseburg, Umpqua Comm. College	BA Management, Degree Completion	1994	30		
NW Christ. C.	OR, Grants Pass, Rogue Comm. College	BA Management, Degree Completion	1994	25		
NW Christ. C.	OR, Klamath Falls, at OR Nat'l Guard Base	BA Management, Degree Completion	2,003	11		

OICA INSTITUTIONAL OFF-CAMPUS SITES

INSTITUTION	SITE	PROGRAM	BEGAN IN:	Est. Yrly. HCnt. Enroll.
Or. C. of Art/Craft	No off-site academic programs.			
Pac.NW C., Art	No off-site academic programs.			
Pac. U.	OR, Eugene, Pacific Un.	MA in Teaching for pre-service and in-service	1992	70
Pac. U.	OR, Portland, Psychological Service Ctr.	Outpatient mental health service clinic	1988	36
Pac. U.	OR, Portland, N.E. Health Center	Optometry Clinic	1997	85
Pac. U.	OR, Portland, S.E. Health Center	Optometry Clinic	1990	
Pac. U.	OR, Portland, Vision Center	Optometry Clinic		
Pac. U.	OR, Cornelius, Virginia Garcia Health Ctr.	Optometry Clinic	1994	
Pac. U.	WA, Vancouver, Wa. St. Schl. for Blind	Optometry Clinic	1996	
Reed	No off-site academic programs.			
U. of Port.	WA, Salmon Creek	M.Ed. for teachers	1998	30
Warner Pac. C.	OR, East Portland	AA Organizational Development		74
Warner Pac. C.	OR, East Portland	BS Business Administration		63
Warner Pac. C.	OR, East Portland	BS Human Development		85
W. Sem.	CA, San Jose	M.Div. Master of Divinity	1985	90
W. Sem.	CA, San Jose	MA Specialized Ministries	1985	35
W. Sem.	CA, San Jose	MA Exegetical Theology	1985	25
W. Sem.	CA, San Jose	MA MARital & Family Therapy	1985	80
W. Sem.	CA, Sacramento	MA Specialized Ministries	1993	50
W. Sem.	CA, Sacramento	MA MARital & Family Therapy	1993	40
W. Sts. Chiro.	No off-site academic programs.			
Willamette U.	OR, Portland	MBA Master of Business Administration	2006	25

Total approx. enrollment at all off-campus sites:

3,111

DEGREE PROGRAMS AT OICA INSTITUTIONS

B = Bachelor
M = Master
D = Doctor

NOTE:

Caution: Campuses should be contacted for current information. Additionally, some programs appear under headings you may not anticipate. If you can't find a program, please refer to the note at the end of the table for help with the more common problems.

	C	O	C	G	L	M	M	N	O	P	P	U	W	W	W
	A	N	R	E	E	A	U	C	R	A	A	P	A	S	S
	S	O	O	O	I	R	I	N	A	C	C	P	R	E	T
	C	R	R	E	C	H	U	A	T	N	I	R	N	M	C
	A	D	B	F	A	R	E	B	M	A	E	E	P	A	I
	D	I	A	O	R	L	S	E	L	E	S	E	A	R	R
	E	A	N	X	K	D	T	L	E	T	T	D	C	Y	O

ENGLISH LANGUAGE & LITERATURE/LETTERS

English Language & Literature, General	B	B	B	B	B					BM			B	B	B	B			B
Creative Writing													BM	B					
English Lit. (British & Commonwealth)																			B

FAMILY & CONSUMER SCI./HUMAN SCI.

Fam. & Cons. Sci./Human Sci., General				B															
Human Dev., Fam. Stud., & Related Serv., Other															B				

FOREIGN LANGUAGES, LITERATURES & LINGUISTICS

Foreign Languages & Lit's, Gen'l					B								B						
Linguistics														B					
Comparative Literature														B					B
Chinese Language/Literature													B	B					
Japanese Language/Literature						B													
Russian Language/Literature														B					B
Germanic Lang., Lit., & Linguistics					B								B	B	B				B
Germanic Lang., Lit., & Ling., Other						B													
French Lang., Lit. & Linguistics					B	B							B	B	B				B
Spanish Lang., Lit. & Linguistics				B	B	B							B	B	B				B
Hebrew Lang., Lit. & Ling.,									B										
Classics & Classical L., L., & L., Gen.														B					B
Ancient/Classical Greek Lang. & Lit.									B										

HEALTH SERVICES/ALLIED HEALTH/HEALTH SCIENCES, GENERAL

Health Serv./Health/Health Sci. Gen.			B		B								B			B			
Chiropractic (D.C., D.C.M.)																			M
Medical/Clinical Assistant													M						
Athletic Training/Trainer				B	B														
Pre-Dentistry Studies			B																
Pre-Medicine/Pre-Medical Studies			B																
Pre-Pharmacy Studies			B																
Pre-Veterinary Studies			B																
Pre-Nursing Studies			B													B			
Health & Med. Prep. Degrees, Other									B										
Substance Abuse/Addiction Counseling					M														
Marriage & Fam. Therapy/Counseling					M													M	
RN Training						B										B			
Family Practice (Post RN)																M			
Clinical Nurse Specialist																M			
Optometry (O.D.)													D						
Ophthalmic/Optometric Serv. Other													B						
Health Services Administration									B										
Art Therapy/Therapist						M													
Music Therapy/Therapist						B													
Occupational Therapy/Therapist														BM					
Physical Therapy/Therapist														M					
Acupuncture									M										
Naturopathic Med./Naturopathy									M										
Message Therapy/Therapeutic Mass.																			M

HISTORY

History, General			B	B	B	B			B	B			B	B	B	B			B
------------------	--	--	---	---	---	---	--	--	---	---	--	--	---	---	---	---	--	--	---

LEGAL PROFESSIONS & STUDIES

Pre-Law Studies			B																
Law (LL.B., J.D.)					D														D
Advance Legal Research Studies, Gen.					M														
International Law & Legal Studies																			M

LIB'L. ARTS/SCI'S, GEN'L STUDIES & HUM.

Liberal Arts & Sci's, Liberal Studies	B		B		B		B	BC					B	M	B	B			
General Studies										A					B				
Humanities/Humanistic Studies			B			B	B												B
Lib. Arts/Sci., Gen. Studies/Hum., Other					B														

OREGON HIGHER EDUCATION ACADEMIC CALENDARS 2007 - 2008

		August	September	October	November	December	January	February	March	April	May	June	July	August	September
1	Concordia	semester	[Academic calendar bar]												
2	Corban		[Academic calendar bar]												
3	George Fox	semester	[Academic calendar bar]												
4	Lewis & Clark	semester	[Academic calendar bar]												
5	Linfield	4-1-4	[Academic calendar bar]												
6	Marylhurst	quarter	[Academic calendar bar]												
7	Mount Angel Sem	semester	[Academic calendar bar]												
8	Multnomah Bible	semester	[Academic calendar bar]												
9	Nat'l. Coll. of Nat. Med.	semester	[Academic calendar bar]												
10	NW Christian	semester	[Academic calendar bar]												
11	OR Col. of Art & Craft	semester	[Academic calendar bar]												
12	Pac. N'west. C. of Art	semester	[Academic calendar bar]												
13	Pacific U.	semester	[Academic calendar bar]												
14	Reed	semester	[Academic calendar bar]												
15	U. of Portland	semester	[Academic calendar bar]												
15	Warner Pacific	semester	[Academic calendar bar]												
17	Western Seminary	semester	[Academic calendar bar]												
18	W. States Chiro.	quarter	[Academic calendar bar]												
19	Willamette	semester	[Academic calendar bar]												
	State System	quarter	[Academic calendar bar]												
	Community Colleges	quarter	[Academic calendar bar]												

OICA INSTITUTIONAL TRANSFER POLICIES -- Fall, 2009

	Con-cordia	Corban	George Fox	Lewis & Clark	Linfield	Maryl-hurst	Multnmh. Univ.	Nat'l. C. Med	\$ NW Christian	Or. Coll. of Art & Craft	Or. C.of Orient'l. Med.	Pacific NW Art	Pacific University	# Reed	U. of Portland	++ Warner Pacific	West. Sem.	West. States Chiro.	Willamette Univ.
1 Office Administering Transfer Evaluation	Registrar	Registrar	Registrar	Admsns/Registrar	Registrar/Admsns	Admsns	Registrar	Variable	Reg./admis	Registrar Admsns	Dean	Advising	Registrar	Registrar	Deans of Schools	Registrar		Admin.	Registrar
2 Application Deadline:	Rolling	Rolling	Rolling	Rolling	April 15, Jan. 30 for Nursing	Rolling	Rolling, to 8/15 & 11/15	Rolling	Rolling	Rolling	Rolling	Rolling	Rolling	March 1	Rolling, to: 8/15 & 12/15	Rolling		Rolling	May 1
3 Credit Requirements for Junior Standing	60 sem. hrs.	62 sem. hrs.	62 sem. hrs.	61 sem. hrs.	62 sem. hrs.	90 qtr hrs.	61 sem. hrs.	NA	60 sem hrs.	60 sem.	NA	60 sem. hrs.	60 sem. hrs.	13 units (#)	60 sem.hrs. 48 for ADP		S E E	N/A	15 credits ^
4 Credits Required for Graduation	124 sem. hrs.	128 sem. hrs.	126 sem. hrs.	128 sem. hrs.	125 sem. hrs.	180 qtr hrs.	124 sem. hrs.		124 sem hrs.	120 sem.	214	120 sem. hrs.	128 sem. hrs.	30 units (#)	120 sem. hrs.	124 sem. hrs.		varies	31 credits ^
5 Residency for Degree	30 of last 40 hrs.	30 sem.. hrs - 20 in Sr. yr	30 sem.. hrs - 20 in Sr. yr	60 sem. hrs.	30 sem. hrs.	45 qtr hrs.	32 sem.. hrs.	1 yr	30 sem hrs.	60 sem.	2 yrs.	48 sem.. hrs	30 of last 40 hrs.	4 sem./ 15 units	30 sem. hrs.	30 of last 40 hrs.	N O	1 year	2 years
6 Residency in Major	50% of major	Variable	10 sem.	20 sem.	15 sem.	Variable	20 sem..	1 yr	Variable	50% of major	2 yrs.	Variable	Variable	Major Exam	75%	Variable	T E	100%	Department Approval
7 Minimum Transfer GPA	2.00	2.00	2.00	--	2.50 2..75***	2.00	2.00	2	2.25	2	2	2.00	2.50	--	2.50 +	2.00		2.50 @	3.00
8 "D" Grade Transfer	"D" in GE not in major	"C." or better	"C." or better	"C" or better	"C" or better	"C." or better	"C-" or better	No	"C-" or better	"C" or better	"C" or better	"C" or better	"C-" or better	"C-" or better	"C" or better	Not in major minor or English Com	B E L O W	"C" or better	"C-" or better
9 Transfer GPA combines w/ Instit'l GPA?	Yes	No	No	No	No	No	No	No	No	No	No	No	No	No	Yes	Yes		No	No
10 Scholarships Available for Transfer Students?	Yes	Yes	Yes	Yes	Yes	Yes	Yes	Yes	Yes	Yes	Yes	Yes	Yes	Yes	Yes	Yes		No	Yes
11 Orientation Program for Transfer Students?	All Terms	All Terms	Fall Only	All Terms	Yes	No	Yes	Yes	All Terms	Yes	Yes	Yes	All Terms	Yes	All Terms	Fall Only		Yes	All Terms
12 Has Oregon Transfer AA Degree Policy	Yes	Course-by Course	Yes	Course-by Course	Yes	Yes	Course-by Course	NA	Yes	Course-by Course	No	NA	Course-by Course	Course-by Course	Course-by Course	Yes		No	Course-by Course
13 OTAA Meets General Ed. Requirements?	Yes except Rel. & Upper - Div. GE	Yes, w/some excptns. & Biblical Studies *	Yes except. 6 cr. Bible/ Religion	--	Yes, with some excptns.	Yes, with some excptns.	Some	No	Yes, excpt Bible rqrmt.	Yes, with some excptns.	N/A	Yes, with some excptns.	Yes, excpt. foreign lang. & comp. -culture	No	No	Yes, excpt. Rel. & Upper Div. Hum.Core		N/A	No, but Jr. Standing Guaranteed
14 OTAA meets Major or GPA Requirements?	No	No	No	--	No	No	No	No	No	No	N/A	No	No	No	No	No		N/A	No
15 Technical Courses Transfer?	Course-by-course	Course-by-course	May, course by-course	No	Dept. approval	Course-by-course	May up to 33 sem. credits	Course-by-course	Course-by-course	May, course by-course	Course-by-course	May, course by-course	--	No	Course-by-course	May - up to 40 sem. credits		No	No
16 Maximum Comm. C. Credit Accepted	76 sem. hrs.	70 sem. hrs.	64 sem. hrs.	68 sem. hrs.	72 sem. hrs.	120 qtr. hrs.	61 sem. hrs.	None	None	60 sem. hrs.	Varies	72 sem. hrs.	No limit	60 sem. hrs.	No limit	72 sem.hrs 84 for ADP		Varies	60 sem.. hrs.
17 Articulation Agreements?	Or. Transfer & Clark Col.	None	Oregon Transfer	None	Oregon C.C.'s	Oregon C.C.'s ***	None	None	Transfer	None	No	Mt. Hood Comm.Colg	Oregon Transfer	None	None	Oreg. CC's/ Clark Count		No	Chemeketa Portland CC
Source of Information:	Kiersten Krajcar	Chris Vetter	Reid Kising	Diane Crabtree	Jennifer Ballard	Kristin Benson	Amy Stephens	Kelly Garey	Aaron Pruitt	Linda Anderson	Carol Acheson	Jenifer DeKalb	Claire Delamirter	Nora McLaughlin	Roberta Lindahl	Victoria Cumings	Robert Wiggins	Michelle Dodge	Annie Russell

* Corban College: Must have completed 93 transferable quarter hrs.
 *** Linfield: 2.75 transfer GPA for nursing programs.
 **** Marylhurst: also Clark Community Coll., Heald College, Maricopa County Comlm. Coll., and Western Governor's Univ.

(#) Reed: One Reed "Unit" = 4 Semester hrs.
 + U. of Portland: Provisional exceptions made occasionally.
 ++ Warner: ADP = Adult Degree Completion program.
 Note: W. Seminary: Accepts community college credit as part of a Bachelor's degree.
 @ W.Sts. Chiro.: Prerequisite is minimum of 3 u.grad. yrs, at least 1 of which must be at a 4-yr insti.
 ^ Willamette: 1 Willamette credit equals 4 semester hours.

Undergraduate Admissions Data

Fall, 2007

	Total			Enroll. chng. frm prior yr.		Enrolled		Percent of Apps. Admitted	Percent of Admits Enrolled	Percent of Apps Enrolled	Percent of Enrld. Full-time
	Applicants	Admits	Enrolls	#	%	Full Time	Part Time				
OICA Institutions	26,661	16,328	4,159	193	5%	4,155	4	61%	25%	16%	99.9%
1 Concordia	867	561	183	0	0%	182	1	65%	33%	21%	99.5%
2 Corban	498	403	205	15	8%	205	0	81%	51%	41%	100.0%
3 George Fox	1,264	1,049	436	19	5%	436	0	83%	42%	34%	100.0%
4 Lewis & Clark	5,351	2,998	509	(1)	-0%	509	0	56%	17%	10%	100.0%
5 Linfield	2,050	1,637	477	28	6%	477	0	80%	29%	23%	100.0%
6 Marylhurst	Not Reported			0							
7 Mount Angel Sem.	73	73	73	67	*****	73	0	100%	100%	100%	100.0%
8 Multnomah	143	116	73	(7)	-9%	70	3	81%	63%	51%	95.9%
9 Nat'l C of Natural Med.	N/A			0							
10 N'west Christian	614	275	52	(14)	-21%	52	0	45%	19%	8%	100.0%
11 Or. C of Art & Craft	4	4	4	(4)	-50%	4	0	100%	100%	100%	100.0%
12 Or. C. of Oriental Med.	N/A			0							
13 Pacific NW C. of Art	297	175	90	50	125%	90	0	59%	51%	30%	100.0%
14 Pacific	1,258	1,050	373	13	4%	373	0	83%	36%	30%	100.0%
15 Reed	3,365	1,154	346	(30)	-8%	346	0	34%	30%	10%	100.0%
16 U.of Portland	7,139	4,195	805	80	11%	805	0	59%	19%	11%	100.0%
17 Warner Pacific	755	337	98	24	32%	98	0	45%	29%	13%	100.0%
18 Western Sem.	N/A			0							
19 Wstrn State Chiro.	N/A			0							
20 Willamette	2,983	2,301	435	(47)	-10%	435	0	77%	19%	15%	100.0%
Other Non-profits		32	24	(53)	-69%	22	2	ERR	75%	ERR	91.7%
1 Birthingway	Not Reported										
2 Eugene Bible	61	32	24	(21)	-47%	22	2	52%	75%	39%	91.7%
3 Gutenberg	Not Reported										
4 Heald - Ptrlnd	Not Reported										
5 Salem Bible	Not Reported										
For-profit	2,054	1,228	1,152	163	16%	1,044	108	60%	94%	56%	90.6%
1 The Art Insti.of Ptrlnd	428	421	345	(182)	-35%	253	92	98%	82%	81%	73.3%
2 DeVry - Port.	15	13	13	(29)	-69%	10	3	87%	100%	87%	76.9%
3 Everest	1,197	596	596	391	191%	596	0	50%	100%	50%	100.0%
4 ITT Tech. Institute	414	198	198	(17)	-8%	185	13	48%	100%	48%	93.4%
5 Pioneer Pacific	Not Reported										
6 Univ. of Phoenix	Not Reported										
7 Wstrn Culinary Insti.	Not Reported										
Oregon Univ. System	30,119	24,873	10,119	295	3%	9,600	519	83%	41%	34%	94.9%
1 Eastern Oregon	941	408	366	(15)	-4%	323	43	43%	90%	39%	88.3%
2 Oregon Institute of Tecl	684	605	296	31	12%	277	19	88%	49%	43%	93.6%
3 Oregon State	9,077	8,387	3,009	84	3%	2,902	107	92%	36%	33%	96.4%
4 Portland State	4,055	2,876	1,460	44	3%	1,285	175	71%	51%	36%	88.0%
5 Southern Oregon	1,871	1,744	760	6	1%	709	51	93%	44%	41%	93.3%
6 University of Oregon	10,821	9,531	3,423	216	7%	3,352	71	88%	36%	32%	97.9%
7 Western Oregon	2,670	1,322	805	(71)	-8%	752	53	50%	61%	30%	93.4%
Oregon Health & Sci.	Not Reported										
Community Colleges	Not Reported										

Source: IPEDS

instis/enroll/admis/admis07